

21st Century Innovative Solutions

Supporting the practical delivery of
Technology Enabled Care Services

Innovation from the people who care!



**Assisted
Living**

Telecare

WardenCall

**Door Entry
Systems**

**Housing
Support**

TEC Services

At homealarms

**Open
Protocol**

**Made In
The UK**

Cloud Solutions

Telehealth

Innovation

Mobile app

**35 Years
Of Innovation**

Standards

About Us

With over 35 years’ experience in the design and manufacture of Warden Call Systems, Telecare & Telehealth Solutions, Access Control Systems and Wireless Nurse Call Systems, it’s no wonder that more and more people are turning to Tynetec as their no.1 choice.

Tynetec’s range of hardware and software is all designed in house by a dedicated research and development team and all manufacturing is carried out at the company’s headquarters in Blyth, Northumberland. The company supplies equipment to hundreds of Local Authorities and Housing Associations across the UK and beyond. Through it’s Aid Call division, the organisation continues to increase its sales of Wireless Nurse Call Systems into the Hospital and Care Home Markets.

Tynetec focus on delivering outstanding, innovative products that clearly set the standards for others to follow. Through consumer insight, customer research and cutting edge design, Tynetec are able to deliver tomorrow’s technology today.

Tynetec is truly committed to providing customers with the choice and flexibility through the supply of future proofed products that work on open protocols and deliver the most effective long term cost of ownership.

Tynetec offers full UK supply, installation, service and maintenance through its national network of Approved Partners. All companies are able to provide customers with a local, efficient and reliable service together with a comprehensive and cost effective service & maintenance programme.



35 Years
Of Innovation

As leading innovators in 21st century care solutions, Tynetec have recently strengthened their position by joining the Legrand Group, global leaders in digital building infrastructures. Employing around 36,000 people in over 80 countries, Legrand has built up a customer focussed structure and invests heavily in tomorrow’s technology enabling users to benefit from innovative products for many years to come. In the assisted living world, Tynetec know that advances in technology will change the way we support ourselves and others and as part of the Legrand Group we can make significant developments to meet the challenges that lay ahead of us.



Contents

Assisted Living

	Page(s)
Advent xt	4
Features at a Glance	6
Optional Extras	12

Technology Enabled Care Solutions

	Page(s)
What is Telecare?	14
At-Home Alarms	Reach 16 Reach plus 18 Reach plus GSM 20
Telecare Devices	Touch Pendant 22 Touch Pendant Dexterity Aid 23 Wrist Worn Fall Detector 24 Bed & Chair Sensors 26 Property Exit 28 Personal Wellbeing 30 Environmental Monitoring 32 Compatibility Chart 36
Local Carer Solutions	Altec Response 37
Activity Monitoring	Intelligent Care 38
Location Tracking	Tynetec Roam GPS 40
Dementia Solutions	Day Clock 42
Telehealth Range	Vital Signs Monitoring 44
Accessories	inc Mains Switches 46

Door Entry Systems

	Page(s)
Entel Ultra	50
Standard Features	51
Optional Extras	53
Entel i²	54

“Tynetec focus on delivering outstanding, innovative products that clearly set the standards for others to follow.”



Advent xt

When it comes to assisted living, you really need to ensure you have the most appropriate technology to support your residents and that's where Tynetec can help. The Advent xt is now clearly established as the market leader in warden call systems. Offering true telecare capabilities as standard, it's so flexible and suited to all types of core & cluster housing, managed schemes and extra care developments.



Kirk Handset



Butterfly Handset



Features at a glance:

- Open protocol (No engineer codes required for maintenance)
- Future Proof – Designed and tested for use on Next Generation Networks (NGN's)
- Complies with EN220-2 (2010) category 1 for safety critical radio applications
- Uses the European Social Alarm channel 4a (169.475Mhz) which is not affected by 4G rollout
- Site status sent to control centre
- High quality digital speech with per client volume settings
- Powerful I'm OK facility
- Automatic fault monitoring & diagnosis
- Intercom privacy reporting
- Flexible alarm routing per flat (Onsite/Local Offsite/Remote Offsite)
- On-site local DECT facility
- Off-site control centre or local mobile facility
- Auto onsite / remote offsite feature (plus alarm if req'd)
- 3 Individual programmable activity monitoring periods
- Activity monitoring can be set on an individual flat basis
- Timed client wandering period per client
- Zoned calling (on-site)
- Extra Care feature
- Supports Telecare & Telehealth peripherals
- PA / Fire tone generation
- Inactivity LED panel / CLI panel
- Status panel (key switch)
- On-site/off-site fire alarm tone & reporting
- Handset caller ID
- Auto BST update
- Fault isolation (inc. call parking)
- Onboard event memory
- System configuration backed up on external flash card
- Printer output for event logging
- Re-programmable locally by laptop or personal computer
- GSM fail safe option - in case of fixed line failure
- Away mode

Download this brochure now
by scanning this QR Code:



Alternatively visit:
www.tynetec.co.uk



Intercom

- Up to 255 individual speech units
- Digital Speech Processing (DSP)
- Individual volume adjustment
- Message waiting facility
- Pull cord test facility
- Privacy facility
- Programmable hardwired inputs
- Re-programmable over network
- Slave intercoms allowed
- Normally Open / Closed pull cords allowed
- "I'm OK" facility
- Location assignment – hard wired pull cords



Pendants, Telecare & Telehealth

- Supports wireless Telecare & Telehealth devices
- Pendant location monitoring/zoning
- Lifestyle activity monitoring (date/time)
- Remote broadband data analysis
- Alarm location & type identification
- Verbal programming confirmation
- Call routing selectable by alarm source
- Extensive Telecare device coverage



Features Explained:

Desktop Handset

A fixed scheme handset is installed on site to allow advanced features to be carried out with ease. Routine daily calls to all residents can be greatly simplified by using the index function. Sequential calling is available and can be initiated from any number.

Mobile Handset (DECT) & Call Waiting

The DECT facility enables the on site manager to carry a handset around with them, which will ring like a telephone if a resident puts a call through to the system. The handset coverage can be set up to cover the whole of the scheme and grounds enabling the site manager to be in an outdoor location and not miss any calls from residents inside the property.

“I’m OK” Facility

A resident can press the “I’m OK” button on the intercom within their pre-programmed inactivity time. This enables them to opt out of receiving their daily morning call. A green LED on the intercom denotes the duration of time that this feature is enabled. A call is placed on the system should this time expire.



Pull Cord



Central Control Unit

Local Off Site Facility

This facility is standard to the Tynetec system and enables wardens to leave the area that the handset covers (the grounds of the scheme) but still receive calls from the tenants via a mobile phone.

Digital Speech

The Advent xt system has the most advanced audio system capabilities with automatic gain control enabling clearer communications with all residents.

PA Function

This optional facility allows public announcements to be made through all intercoms within the scheme.

Advanced Inactivity Monitoring

The Advent xt system may be fitted with PIR movement detectors in each flat to monitor the resident's activity. Three time periods can be programmed to operate on a daily basis. The flat numbers with no activity will be reported at the end of each period. Monitoring periods can be set on an individual flat basis.

Individual Volume Adjustment

This feature allows for customised audio levels to be applied to an individual speech unit.

Recordable Messaging Service

The Advent xt has the facility to leave a recorded message for any resident when they return to their flat.

Park Facility

Calls can be parked if they are constantly re-reporting due to a fault. If a system malfunction is causing multiple constant calls then they can all be parked simultaneously.

Network Receiver

A network receiver will be fitted to each scheme as standard. This will give you the option at any time to use pendants or additional Telecare devices. Additional network receivers can be installed to provide pendant location monitoring / zoning.



Pendant Location Monitoring / Zoning

Allows for the location of a resident to be determined within a scheme once their pendant has been activated. Note - additional network receivers required.

Remote Dial In

The system allows you to dial into a scheme from any telephone and speak directly to a tenant. This can be useful in such circumstances as staff illness as a relief warden will not need to go to a particular scheme to check on the tenants. It is also useful to the engineers, as certain problems can be dealt with immediately.

Pull cord Test Facility

Enables scheme managers to subsequently reduce the time taken to test pull cords and any other hard wired devices. This feature is carried out via the intercom's pull cord test button enabling the scheme manager to continue to receive calls via the DECT handset.

Call Routing (Selectable by Device Type)

A global setting that can be applied to each device type, re-directing the call to most appropriate monitoring service. Calls can be routed to either Onsite, Offsite or Local Offsite.

Telecare / Telehealth Compatibility

Over 2000 telecare devices can be connected to the system ranging from environmental devices to personal wellbeing and health products. Signalling protocols include TT and BS8521 ensuring full compatibility to all of the latest alarm receiving centres.

Intelligent Care

Tynetec's monitoring software carries out detailed analysis of device activities enabling predictive, early intervention opportunities to be highlighted in the case of potential illness or injury.



“Tynetec systems enable wardens to leave the area that the handset covers (the grounds of the scheme) but still receive calls from the tenants via a mobile phone.”

Software Upgrade Capability

The Advent xt has been designed in a way which allows for simple and cost effective software upgrades. By enabling new features and benefits, the operational life of the system can be greatly extended.

Combined Door Entry

This option significantly reduces the installation costs of 2 completely separate systems.

Remote Control Door Entry (Apartment Station)

For residents who are frail or have limited mobility, the Apartment Station allows them to answer and calls to the door entry system from their bed or chair using a remote control (intercom style may vary).

Concierge Door Entry Facility

This feature allows door entry calls to empty flats or residents with cognitive impairment to be diverted to a neighbour or to the scheme manager.



Optional Extras

Door Entry (Optional)

- Combined door entry integrates warden call and door entry
- Mini concierge facility
- Remote door access control using optional apartment station
- Handset privacy and fault reporting
- Fully DDA compliant
- Backlit display
- Strobe output from handset
- Talking panel for visually impaired
- Integrated PAC tag option
- Slave handsets allowed
- Max number of door panels - 16
- Digitally enhanced audio
- Integral manager's button
- Separate door entry handset available avoids confusion between systems



Door Entry



Managers Call Point



Managers Panel

Managers Panel

A 10.4" interactive touchscreen interface which allows a scheme manager to quickly access information on the Advent xt warden call system.

Selectable parameters include:

- Inactivity status
- Intercom privacy status
- I'm OK status
- Handset privacy status
- View event log (eliminating the use of thermal printers)
- Simply add a telecare device

It also has the ability to show:

- System status (onsite, local offsite or remote offsite)
- Current alarms or calls in progress

An engineer login facility provides the option for basic system programming.

“Tynetec focus on delivering outstanding, innovative products that clearly set the standards for others to follow.”

Intelligent Care

Intelligent Care is a one system fits all approach to the personal monitoring of Telecare & Telehealth data. The system can also display the activities of daily living, supporting people to live independently in their own home for longer.

For those who have had the unfortunate scenario of being in hospital, Intelligent Care can also be used to support the reablement process, speeding up recovery and helping an individual to manage their own recovery.



Intelligent Care monitors:

Activities of daily living - the ability to utilise movement sensors, door contacts and intelligent monitoring devices to check that the service user is going about their daily routine as expected (including medication compliance)

Telecare - the ability to monitor the environment and a person's wellbeing by using devices such as fall detectors, smoke detectors, bed sensors, epilepsy alarms

Telehealth - the ability to take daily vital signs readings without the need to visit a local GP practice or Hospital

Alarm calls - the ability to see when a call of need is generated to the designated responder

Telecare / Telehealth

Telecare & Telehealth are services that help to support and enhance the opportunity for people to continue to live in their own home and/or maintain an independent lifestyle with the appropriate level of carer support.

The entire range of Telecare and Telehealth peripherals available from Tynetec are compatible with the Advent xt System, these include:

- Bed / Chair sensors
- Property entry / exit sensors
- Personal wellbeing sensors
- Environmental sensors
- Activity monitoring
- Diabetes monitoring
- Blood pressure monitor

Various other monitors/sensors are available from our comprehensive portfolio



PIR



Flood Detector



Fall Detector

What is Telecare?

Telecare is a service that helps to support and enhance the opportunity for people to continue to live in their own home and/or maintain an independent lifestyle with the appropriate level of carer support.

More than 90% of people say they want to live independently in their own homes for as long as they possibly can. For today's Telecare users, they can be assured of total peace of mind, knowing that help is always available, 24hrs a day, 7 days a week.

Telecare is customisable to most individual's situations. Here are just a few examples of some groups of people who have benefited from the implementation of a telecare package:

- Those who are vulnerable or at risk
- Those with disabilities
- Those with learning difficulties
- Those who live alone
- Those with sensory impairment
- Those with limited mobility
- Those who are frail
- Those who are at risk of falling

“More than 90% of people say they want to live independently in their own homes for as long as they possibly can. For today's Telecare users, they can be assured of total peace of mind, knowing that help is always available, 24hrs a day, 7 days a week.”



How does Telecare work?



- 1) A user is assessed to ascertain which telecare devices could be beneficial
- 2) Appropriate devices are positioned & installed around the home
- 3) When activated a device sends a signal to the local receiver which in turn contacts a carer or control centre
- 4) The responder attempts to talk directly to the service user
- 5) After assessing the situation the appropriate response is initialised – this could be a carer visit, involving the emergency services or cancelling down the call at the control centre
- 6) Telecare allows risks associated with independent living to be managed and reduced. The user is secure in the knowledge that should anything happen, a trusted 3rd party will be alerted and the appropriate help delivered.



What is a Reach?

The Reach 'at home alarm unit' provides the user the security and confidence to live independently for longer by providing a reliable means to call for assistance in an emergency.

The Reach series of our at home alarm units bring together the most sophisticated electronics with cutting edge design and customer flexibility. Not only does the Reach offer fantastic features and benefits such as compatibility with up to 32 telecare devices as standard but it is also being offered in a choice of black or white for ultimate person centred customer satisfaction.

How does it work?

By pressing the red button located on the unit, or by using a pendant, a signal will be sent to a 24 hour monitoring centre or nominated responder. Once the call is activated the user can communicate with the monitoring centre or nominated responder using the built-in high quality digital speaker- phone, where a decision will be made on any appropriate action that may be required to assist the user. Other telecare sensors are linked wirelessly to the alarm unit to enable them to send a signal to the monitoring centre or nominated responder.

Part Numbers:

- ZSA500 - Reach At-Home Alarm Unit (BLACK) with Touch Personal Pendant
- ZSA505 - Reach At-Home Alarm Unit (BLACK) with Touch Personal Pendant (BS8521 Default)
- ZSA510 - Reach At-Home Alarm Unit (WHITE) with Touch Personal Pendant
- ZSA515 - Reach At-Home Alarm Unit (WHITE) with Touch Personal Pendant (BS8521 Default)



Reach Features:

- Integral 169MHz Class 1 Receiver
- Next Generation Network compatible
- Horizontal / Vertical & Wall Mounted Installation Options
- Stand with cable management
- Simple installation using polarised & colour coded plug-in leads
- 3 metre mains and BT leads provided
- Fully programmable using on board membrane keypad
- Large illuminated alarm call button
- Illuminated function buttons
- Front panel status LED
- Voice reassurance messages
- High quality digital speech (5 volume levels)
- 12 or 24 hour activity monitoring mode (PIR required)
- Away mode
- Intruder alarm mode (PIR required)
- 2 Hardwired Inputs (programmable device type & location)
- Memory for up to 32 Telecare Sensors
- Manual or auto-learn mode for radio devices
- USB data communications port
- Speakerphone Mode
- Telephone Line Failure Alert
- Mains Supply Failure Alert
- Low Battery Warning
- Mains supply and telephone line fault monitoring
- 24 hour battery standby with intelligent charging and daily self-test
- BS8521 & TT data protocols
- Compatible with all of the latest monitoring centres
- Supplied with 1 Personal Touch Pendant including wearing options
- Dimensions: 150 mm x 220 mm x 55 mm (HxWxD)

Did You Know?

All Tynetec at-home alarms offer the TSA endorsed, BSI standard BS8521:2009 open protocol. This protocol is designed to work as a robust communication language across all next generation networks.

Touch Personal Pendant

From concept to industrialisation, the Touch personal pendant has been designed with the user in mind. Total flexibility is delivered via multiple wearing options which are simple to switch between and for those who are concerned about being labelled as vulnerable or at risk; the new sleek black and silver design eliminates the red button stigma.

- Fully sealed waterproof case
- Neck cord anti-strangle safety device
- Wrist strap & belt clip options supplied as standard
- Flashing red LED for re-assurance
- 3-5 years battery life (typical)
- Daily battery self-test & low battery reporting
- Includes a suction cup for use in a shower / bathroom environment



For further details on the Touch Personal Pendant See Page 22

What is a Reach Plus?

Reach Plus is a comprehensive at home alarm unit, which has advanced features that can be used by service users with more complex needs. With the addition of a built-in auto BST real time clock the unit can be used to monitor specific sensors within pre-determined time periods. The unit can also be used as a medication reminder and accepts up to 16 user recordable messages and supports up to 32 telecare devices as standard.

The Reach Plus provides the user with the security and confidence to live independently for longer by providing a reliable means to call for help in an emergency and brings together the most sophisticated electronics with cutting edge design and customer flexibility.

How does it work?

By pressing the alarm button located on the unit, or by using a pendant, a signal will be sent to a 24 hour monitoring centre or nominated responder. Once the call is activated, the user can communicate using the built-in high quality digital speaker-phone, where a decision will be made on any appropriate action that may be required to assist the user. Other telecare sensors are linked wirelessly to the alarm unit to enable them to send a signal to the monitoring centre or nominated responder.

Touch Personal Pendant

From concept to industrialisation, the Touch personal pendant has been designed with the user in mind. Total flexibility is delivered via multiple wearing options which are simple to switch between and for those who are concerned about being labelled as vulnerable or at risk; the new sleek black and silver design eliminates the red button stigma.

- Fully sealed waterproof case
- Neck cord anti-strangle safety device
- Wrist strap & belt clip options supplied as standard
- Flashing red LED for re-assurance
- 3-5 years battery life (typical)
- Daily battery self-test & low battery reporting
- Includes a suction cup for use in a shower / bathroom environment

For further details on the Touch Personal Pendant See Page 22



“Reach plus incorporates an I’m OK function which allows the service user to acknowledge that they don’t require a call.”



For the service provider who feels the need to call their clients on a daily basis, the Reach plus incorporates an I’m OK function which allows the service user to acknowledge that they don’t require a call by simply pressing the green button on the unit within a pre-programmed time period.

Additional features of the Reach plus over the standard Reach product;

- Real time clock
- Internal memory to store 10,000 events
- 3 daily activity monitoring periods
- Inactivity pre alarm alert
- 3 daily trigger activity windows
- 16 user recordable messages
- 8 daily/weekly/monthly reminders
- I’m OK mode
- Lone worker mode
- Remote pendant learn function
- 4 hardwired inputs + 1 hardwired output
- Compatible with all the latest monitoring centres
- Supplied with 1 Personal Touch Pendant including wearing options
- Dimensions: 150 mm x 220 mm x 55 mm (HxWxD)

Part Numbers:

ZSA600 - Reach plus At-Home Alarm Unit with Touch Personal Pendant

ZSA605 - Reach plus At-Home Alarm Unit with Touch Personal Pendant (BS8521 Default)



Reach plus GSM

The Ultimate At Home Alarm & Local Carer Solution

The Reach plus GSM not only negates the requirement of a fixed telephone line but enables the monitoring of Telehealth & Activities of Daily Living through Tynetec's Intelligent Care, cloud based platform. For those looking for a local carer solution, as soon as a device is triggered, the unit sends an SMS to a mobile phone and should the carer wish to respond, they simply cancel the call by replying to the text message. If the carer doesn't respond, the unit will automatically call the alarm receiving centre or a pre-programmed responder.

Stand out from the crowd?

Aesthetics matter, we learnt that lesson many years ago when we first launched the Reach, therefore rather than simply bolting on a GSM module to allow connection over mobile networks, the Reach plus GSM module has been sympathetically styled into a new stand. This ensures that the product doesn't lose any of its sleek styling that fits perfectly into a domestic home environment.

Taking the I'm OK Feature a Step Further

The I'm OK feature on the Tynetec range of At-Home Alarms is already a huge benefit, notifying monitoring centres that a service user is up, about & OK without having to disturb them. We've now taken it a step further and enhanced the feature in order to make the whole process easier for those that may have problems physically pressing the button or understanding/remembering the need to do so.

Advanced I'm OK - (Private clients / friends and family)

When the I'm OK button is pressed, not only can the unit be set to send the information to a monitoring centre, but a text message can also be sent directly to a family member or close friend to make them aware as well - giving them reassurance and peace of mind that everything is OK.

Enhanced I'm OK - (Dementia / learning disabilities)

The Reach plus GSM also has the ability to use activity monitoring to activate the I'm OK feature. This is ideal in situations where the service user has memory or cognitive issues, meaning that they may not always be able to press the I'm OK button. As an example, an electrical usage monitor attached to the kettle in the kitchen could be used to trigger the I'm OK function indicating that the individual is up and about and carrying out their daily tasks.

His & Hers Pendants

For situations where 2 people in the same household require a pendent alarm service, the Reach plus GSM is able to differentiate between each individual when sending though the alarm call or text message.



Additional features over the Reach plus include:

- GSM Module for communication over mobile networks
- Reassurance and voice communication without the need for a landline
- Remote call initiation
- Local Carer SMS alerts and text cancellation feature from any mobile phone
- Remote programming of system parameters from any landline or mobile phone

Part number: ZSA680

Note: when used with Tynetec's Intelligent Care platform, an additional subscription must be purchased which includes a pre-registered data SIM card. If the unit is being used for simply voice and alarm calls through to a monitoring centre or personal recipient the unit can be used with any pay as you go SIM card that is preferred by the user or service provider.

“You’re in safe hands - In the event that a local carer is unable to respond, the Reach Plus GSM will automatically escalate the call to the next level of recipient or monitoring centre.”

At-Home Alarm Comparison Table

	Reach	Reach plus	Reach plus GSM
NGN/NGA Compliance	Yes	Yes	Yes
169MHz Class 1 Receiver	Yes	Yes	Yes
Real Time Clock with Auto-BST	No	Yes	Yes
Integrated GSM Modem	No	No	Yes
Data Port	Yes - USB	Yes - RS485	No
Battery Standby	Yes - 30 Hours	Yes - 30 Hours	Yes - 30 Hours
Programming Mode	Via on-board keypad	Via on-board keypad	Via on-board keypad
Remote Pendant Programming	No	Yes	Yes
Voice Reassurance Messages	Yes	Yes	Yes
Telecare Option	Yes - Up to 32 radio devices	Yes - Up to 32 radio devices	Yes - Up to 32 radio devices
Telehealth Option	No	No	Yes
Hardwired Inputs	Yes - 2	Yes - 4	No
Low Battery Warning	Yes	Yes	Yes
Wall Mounting Option	Yes - Integral	Yes - Integral	No
Integral Pull cord Option	No	Yes	No
TTNew / TT92 Protocol	Yes	Yes	Yes
BS8521 Protocol	Yes	Yes	Yes
Personal Recipient	Yes	Yes	Yes
Alternative Dial Sequencing	No	Yes	Yes
Activity Monitoring Mode	Yes - 12/24 hour	Yes - 3 periods/day	Yes - 3 periods/day
Away Mode	Yes	Yes	Yes
Intruder Mode	Yes	Yes	Yes
Lone Worker Mode	No	Yes	Yes
I'm OK Function	No	Yes	Yes
Programmable LEDs	Yes	Yes	Yes
Programmable Button Functions	Yes	Yes	Yes
Periodic Self Test	Yes - 1 to 99 days	Yes - 1 to 99 days	Yes - 1 to 99 days
User Recordable Messages	No	Yes - 16	Yes - 16
Daily/Weekly Reminders	No	Yes - 8	Yes - 8

Touch Personal Pendant

From concept to industrialisation, the Touch personal pendant has been designed with the user in mind. Total flexibility is delivered via multiple wearing options which are simple to switch between and for those who are concerned about being labelled as vulnerable or at risk; the new sleek black and silver design eliminates the red button stigma.

Features include:

- Fully sealed waterproof case
- Neck cord anti-strangle safety device
- Wrist strap & belt clip options supplied as standard
- Flashing red LED for re-assurance
- 3-5 years battery life (typical)
- Daily battery self-test & low battery reporting
- Touch includes a suction cup for use in a shower / bathroom environment
- Compatible with Reach, SayPhone, Advent xt & Altec Response



Touch Pendant Wearing Kit

Touch Pendant Dexterity Aid

When installed on a touch pendant this elegantly designed dexterity adapter provides a much larger surface area for button activation, enabling those with limited dexterity to easily make a call should they require assistance.

Part Number: V00735



Carer Pendant

The Carer Pendant can be used to generate a silent call through to a monitoring centre to identify that a carer has entered or left a particular property.

Attack Pendant

The Attack Pendant can easily be pressed if the user feels threatened or uneasy with a visitor and when triggered will send a silent alarm call through to a monitoring centre.

Bogus Caller Pendant

The Bogus Caller Button is usually wall mounted in the hallway alongside the front door where it can easily be pressed if the resident feels threatened or uneasy with a visitor

Part Numbers:

ZXT600 - Touch Personal Pendant

ZXT607 - Carer Pendant

ZXT606 - Attack Pendant

ZXT443 - Bogus Caller Pendant

YW9800 - Red Pendant Boot

YW9801 - Yellow Pendant Boot

YW9802 - Green Pendant Boot

YW9803 - Dark Blue Pendant Boot

YW9804 - Light Blue Pendant Boot

YW9805 - Pink Pendant Boot

YW9806 - White Pendant Boot

YW9807 - Black Pendant Boot

YW9808 - Halo (glow in the dark) Pendant Boot



Carer Pendant



Halo



Wrist Worn Fall Detector

Tynetec's wrist worn fall detector was the latest product to undergo the Tynetec Innovation Centre treatment. Building on the advanced technical capabilities of Tynetec's body worn fall detection system, this latest product provides a reactive solution with the added bonus of being able to be worn on the wrist.

Features include:

- Solid state dual axis accelerometer sensor
- Multi directional movement and impact detection
- A range of sensitivity settings
- Reassurance vibration on fall detection
- 1-2 years battery life (typical depending on usage)
- Daily battery self-test & low battery reporting
- Can be worn on the wrist or on a belt
- Compatible with Reach, Reach plus, Advent xt & Altec Response

Part Number: ZXT411



“Tynetec's wrist worn fall detector was the latest product to undergo the Tynetec Innovation Centre treatment.”



Radio Pull Cord

Tynetec's ceiling pull cords can be fitted in bathrooms, alongside the bed or anywhere personal pendants are not usually worn. An alarm call is made, by simply pulling the cord once. The cord is long enough to reach the floor level.

Features include:

- 2.7m orange nylon cord
- 2 triangular orange grips
- 5 years battery life (typical)
- Daily self test & low battery reporting
- Dimensions 85mm diameter x 40mm deep
- Compatible with Reach, Reach plus, Advent xt and Altec Response

Part Number: ZXT435



Big Button Switch

The Big Button switch is a free-standing unit which can be placed on a tabletop within reach of the user. An emergency alarm call can be made by pressing the button. Simply rotate the cover to increase or decrease the actuation pressure.

Features include:

- Large momentary action pushbutton
- 5 preset positions
- 3-5 years battery life (typical)
- Daily battery self-test & low battery reporting
- Big Button Callpoint Part No. ZXT439



Personal Pager System

Tynetec are able to offer a range of Sensory Impairment Products that are compatible with the Altec Response product. The Sarabec LISA pager system when triggered sends a signal via radio waves to the vibrating pager which in turn alerts the carer via vibration and lights.

Features include (Vibrating Pager):

- Dimensions (HxWxD): 90x58x30 mm
- Colour: metallic silver
- Weight: 90g
- Power supply: 2x AAA LR3 1.5 V batteries

Features include (Combi II Transmitter):

- Plug and Play connection to the Altec Response
- Dimensions (HxWxD): 145x50x40 mm
- Colour: metallic silver
- Weight: 140g
- Power supply: 9 V battery or 9V / 1A PSU (1,8 m)
- Transmission frequency: 868.35 MHz



Did You Know?

The Tynetec product range uses a pan European frequency of 169MHz for social alarms and the spectrum is not affected by 4G mobile networks.



Bed/Chair Sensors

Sensor Controller

The Sensor Controller can be used with a Bed Sensor, Chair Sensor, Pressure Mat or Door Contact. If a person gets into bed/sits in their chair, then gets up again and does not return within the preset time an alarm call will be transmitted. Lamps etc. can be turned on/off automatically using a Remote Controlled Mains Switcher Kit or X10 system.

Features include:

- Real time clock with auto BST update
- Configurable monitoring periods
- User definable time-out options
- LED display
- Quick setup function
- Home / away modes
- Carer call button
- Test Mode
- Integrated X10 compatibility
- Supplied with rechargeable battery and 240V AC adaptor
- Low battery reporting
- Dimensions: 190 x 100 x 33 mm (HxWxD)

Part Number: ZXT450



“The Sensor Controller can be used with a Bed Sensor, Chair Sensor, Pressure Mat or Door Contact.”

Bed Mat

The Bed Mat should be positioned across the width of the bed between the mattress and the base. Monitoring periods are set on the Sensor Controller. If the person gets into bed, then gets out again and does not return within the preset time an alarm call will be transmitted. A bedside lamp can be turned on/off automatically using a Remote Controlled Mains Switcher Kit or X10 system. All “in-bed” and “out-of-bed” activity is transmitted and logged.

Part Number: ZCS844 (Bed Mat Only)
ZXT473 (Sensor Controller + Bed Mat)



Chair Mat

The Chair Mat should be positioned under the seat cushion; monitoring periods are set on the Sensor Controller. If a person sits down, then gets up again and does not return within the preset time an alarm call will be transmitted. A table lamp can be turned on/off automatically using a Remote Controlled Mains Switcher Kit or X10 system. All “in-chair” and “out-of-chair” activity is transmitted and logged.

Part Number: ZCS859 (Chair Mat Only)
ZXT474 (Sensor Controller + Chair Mat)



Pressure Mat

The Pressure Mat should be positioned under the carpet or rug, monitoring periods are set on the Sensor Controller. All mat activations are transmitted and logged.

Part Number: ZCS857 (Mat Only)
ZXT450 (Sensor Controller Only)



Bed & Chair Sensor Strips

An alternative style of bed or chair sensor that works using a combination of pressure sensing and physical form technology.

Part Numbers: ZCS851 - Bed Sensor Strip
ZCS852 - Chair Sensor Strip



Non-Contact Bed Sensor

The vision sensor should be wall mounted above the middle of the head end or above the middle of the long side of the bed. The ideal height is 180 cm above the floor level indicated by the red marker on the connecting wire. In order to detect the person leaving the bed there should be no large pieces of furniture blocking the view of the sensor.

Features include:

- Vision sensor with infrared illumination
- Adjustable sensitivity
- Delay before alarm: 0, 3, 5, 10 or 20 minutes
- Remote control (inc 2 x AAA batteries)
- Plug-in 169MHz transmitter module
- Unit dimensions: 166 x 68 x 77 mm (WxHxD)

Part Number: ZXT472

NOTE: The non contact bed sensor must be enabled / disabled by an on-site carer using the remote control.



Did You Know?

The Tynetec Bed Sensor Controller can be linked to a mains switcher kit to automatically turn on a bedside lamp when someone exits the bed.

Property Exit

Advanced Property Exit Sensor

The property exit sensor is used to raise an alarm if a resident leaves their home or if they accidentally leave their front door open. It works by monitoring a combination of the front door being opened/closed and movement in the hallway. This minimises false calls being set to the control centre.

Features include:

- PIR detector, wall bracket, door contact & magnetic exit fob
- Adjustable alarm delay: 10 seconds to 90 minutes
- User replaceable 9V PP3 Lithium battery
- Low battery warning
- PIR dimensions: 114mm x 70mm x 76mm (HxWxD)
- PIR weight inc battery & bracket: 280 grams

Part Number: ZXT478



Door Entry / Exit Sensor

The Keypad should be wall mounted within the dwelling with the contacts wired to the door and the mains adapter plugged into a 13A socket. Before the Carer leaves they enter a code to start the exit time period. When the exit time period expires the door is armed. When the door is opened the entry time period starts. If the code is not entered within the entry time an alarm call will be transmitted.

Features include:

- Programmable 4 digit arm/disarm code
- Programmable entry & exit times
- Integral entry/exit sounder
- Instant alarm zone option
- Flip-cover & illuminated keypad
- 3-5 years transmitter battery life (typical)
- Daily battery self-test & low battery reporting
- Dimensions: 135 x 90 x 27 mm (HxWxD)

Part Number: ZXT433



Door Contacts & Isolation Key Switch

The Door Contacts can be used to monitor any controlled door. If the door is opened with the keyswitch in the "Normal" position an alarm call will be transmitted. If the door needs to be opened for a genuine reason the keyswitch can be turned to the "Override" position.

Features include:

- Surface mount single gang pattress
- 2 position Keyswitch (2 keys supplied)
- 3-5 years transmitter battery life (typical)
- Daily battery self-test & low battery reporting
- Dimensions: : 87 x 87 x 40 mm (HxWxD)

Part Number: ZXT438



Door Contacts (Door Exit Alarm)

These Door Contacts can be used to monitor any controlled doors. If a door is opened, a call will be immediately initiated.

Features include:

- Self-adhesive surface mounted unit
- 3-5 years transmitter battery life (typical)
- Daily battery self-test & low battery reporting
- Dimensions: : 87 x 87 x 40 mm (HxWxD)

Part Number: ZXT434



Door Contacts for Activity Monitoring

These Door Contacts can be used with Tynetec's Intelligent Care Software to monitor any controlled doors. If a door is opened, the time and location is logged within the software for future analysis.

Features include:

- Self-adhesive surface mounted unit
- 3-5 years transmitter battery life (typical)
- Daily battery self-test & low battery reporting
- Dimensions: : 87 x 87 x 40 mm (HxWxD)

Part Number: ZXT444



Personal Wellbeing

Epilepsy Monitor (EMFIT)

The Emfit Epilepsy Monitor can be used with either a Bed Mat or Chair Mat. It is designed to detect a patient's arm and leg movements resulting in an alarm signal being initiated.

Features include:

- Mains powered with battery backup
- Carer reset required
- 3-5 Years Transmitter battery life (typical)
- Low battery reporting
- Compatible with Reach, SayPhone, Advent xt & Altec Response

Part Numbers: Epilepsy Monitor with Bed Mat -
Epilepsy Monitor with Chair Mat - ZXT448



Epilepsy Monitor (Alert IT Companion)

A highly sensitive epilepsy sensor that can be placed under the mattress to analyse the frequency of movement and activate an alarm when appropriate. A microphone is also used to detect sharp gasps, clicks or groans (but is insensitive to background noise such as talking, TV's, radios or vacuum cleaners).

Features include:

- Mains powered with battery backup
- 3-5 Years Transmitter battery life (typical)
- Low battery reporting
- Includes microphone option as standard

Part Number: ZXT477



Epilepsy Alarm / Sleep Apnoea (Alert It Guardian)

The Guardian epilepsy monitor is used for the monitoring of SUDEP and Apnoea whilst the service user is in their bed. This is achieved by using a highly sensitive sensor plate under the mattress. An alarm is raised if the size and frequency of movement indicates cessation or abnormal breathing patterns associated with distress or gross seizure movements associated with spasms. This device is designed to be switched on and off as required by the client. It does not automate bed occupancy without additional hardware options.

Features include:

- Bedside unit with backlit LCD display
- Fully adjustable setup using display menus
- Bed sensor plate: 240 x 240 x 13 mm (HxWxD)
- Supplied with mains adapter and rechargeable battery
- Integral transmitter with low battery reporting

Part Number: ZXT479



Advance Pill Dispenser

The Advance Pill Dispenser will sound an alarm when it is time for the user to take their medication - if the pills are not taken from the dispenser within a pre-set period an alarm call will be transmitted. The Pill Dispenser will make the correct dosage available at the correct time each day whilst keeping the others locked out of sight.

Pills "ready" and pills "taken" times are also transmitted and logged.

Features include:

- 1 to 28 day capacity - 1 to 28 doses per day
- A self-locking shutter over the lid opening prevents access to the medication tray except at the time that medication is programmed to be available
- Lockable lid (supplied with 2 keys)
- Audible alarm & flashing LED when pills "ready"
- 12 months battery life (typical) user replaceable

Part Number: ZXT485



PIR Movement Detector

PIR Movement Detectors should be wall mounted at a high level in the hallway or living room to monitor movement within the dwelling. PIR's can be used for activity monitoring or intruder detection.

Activity Mode: if no movement is detected within a preset period an "inactivity" alarm call will be transmitted.

Intruder Mode: if movement is detected an "intruder" alarm call will be transmitted.

Features include:

- Passive Infra Red sensor
- Walk Test LED indicator
- Switchable 1 or 3 minute mask to prolong battery life
- Pet Alley option to prevent false calls from pets
- 1-2 year battery life (typical)
- Daily battery self-test & low battery reporting

Part Number: ZXT475



Enuresis Sensor

The Enuresis Sensor comprises of a Bed Mat or Cotton Sheet and an Interface Unit. The Bed Mat or Cotton Sheet should be placed between the bottom sheet and the mattress with the cable plugged into the Interface Unit. If moisture is detected in the bed an alarm call will be transmitted.

Features include:

- Activated LED indicator
- 1-3 Years battery life (typical)
- Daily battery self-test & low battery reporting

Part Numbers: Enuresis Sensor including 1 foil bed mat - ZXT431
Enuresis Sensor including 1 cotton sheet - ZXT476
Spare Foil Mat - E00369
Spare Cotton Sheet - W00860



Environmental Monitoring

Flood Detector

Flood Detectors should be located on the floor below the bath, wash basin or kitchen sink or anywhere a tap could be left running. Flood Detectors can be free standing or screw fixed to the skirting. If a flood is detected an alarm call will be transmitted.

Features include:

- Moisture Bridge Sensor
- Activated LED indicator
- 3-5 years battery life (typical)
- Daily battery self-test & low battery reporting
- Dimensions: 50 x 95 x 18 mm (HxWxD)

Part Numbers: Flood Detector - ZXT424

Flood Detector with Mounting Bracket - ZXT428



Electrical Usage Monitor

The Electrical Usage Monitor can be used for lifestyle activity monitoring. As an example, a kettle could be plugged into the unit and every time a user switches it on, a record of the activity can be sent through a Reach plus GSM unit to Tynetec's Intelligent Care Software where it can be recorded and analysed.

Features include:

- Suitable for appliances rated between 250W and 3000W
- Low battery reporting
- Fits into a standard UK, 3 pin plug socket

Part Number: ZXT471



Smoke Detector

Smoke Detectors should be ceiling mounted in hallways, living rooms or bedrooms, they are not suitable for the kitchen or bathroom. When activated a local alarm will sound and an alarm call will be transmitted. The Control Centre or Local Manager can speak with the resident and assess the risk before contacting the Emergency Services.

Features include:

- Optical sensor / 85 dB sounder
- Hush/Test button & status LED indicator
- 7-10 years battery life (typical) / Detector life of 10 years
- Low battery reporting
- Dimensions: 115mm diameter x 45mm deep
- Complies with BS EN 14604:2005

Part Number: ZXT484



Smoke Alarm Kit for the Hard of Hearing

The Smoke Alarm Kit is designed exclusively for deaf and hard of hearing people. If a fire is detected the Smoke Alarm sounds, the Strobe Light flashes, the Pillow Pad vibrates and an alarm call is transmitted. The Control Centre or Local manager can assess the risk before contacting the Emergency Services.

Features include:

- Optical smoke detector with integral sounder
- Table/wall mount unit with integral strobe
- 100mm diameter vibrating pillow pad
- Fault monitoring with LED status indication and Test button
- 3-5 years Transmitter battery life (typical)
- Daily battery self-test & low battery reporting
- Complies with BS5446-3:2005
- Part Number: ZXT487



Heat Detector

Heat Detectors should be ceiling mounted in kitchens or areas with high levels of fumes or dust, they are not suitable for bathrooms or areas of high humidity. When activated a local alarm will sound and an alarm call will be transmitted. The Control Centre or Local Manager can speak with the resident and assess the risk before contacting the Emergency Services.

Features include:

- Fast responding Thermistor sensor
- 85 dB sounder / Test Button and status LED indicator
- 7-10 years battery life (typical) / Detector life of 10 years
- Low battery reporting
- Dimensions: 115mm diameter x 50mm deep
- Complies with BS 415: 1990
- **Part Number:** ZXT483



Temperature Extreme Sensor

The Temperature Extreme Sensor should be wall mounted in the hallway or living room away from any draughts or heat sources. This will provide early warning of extreme low or high household temperatures which could result in the occupier suffering hypothermia or dehydration. In addition, the building will also be protected against burst pipes or potential fire hazards.

Features include:

- Lower alarm temperature: $<5^{\circ}\text{C}$ for 30 minutes
- Upper alarm temperature: $>30^{\circ}\text{C}$ for 5 minutes
- Rate of rise alarm temperature: 8°C per minute
- 6-12 months battery life (typical) – user replaceable 3.6V Lithium
- Daily battery self-test & low battery reporting
- **Part Number:** ZXT426



Ambient Temperature Monitor

The Ambient Temperature Monitor should be wall mounted in the hallway or living room away from any draughts or heat sources. When used in conjunction with a PIR, this device can be used to assess whether a client is potentially at risk from hypothermia e.g. if they are not using their central heating system at night or during winter months. The unit will generate a warning signal should the temperature drop below 16°C and will activate an alarm condition should the temperature fall below 10°C for 30 minutes.

Features include:

- Solid state temperature sensing element
- Lower alarm temperature: $<10^{\circ}\text{C}$ for 30 minutes
- Upper temperature threshold: 16°C
- 6-12 months battery life (typical) – user replaceable 3.6V Lithium
- Daily battery self-test & low battery reporting
- **Part Number:** ZXT442



Carbon Monoxide Detector

Carbon Monoxide Detectors should be wall mounted above door height in rooms that contain a fuel burning appliance. Do not fit in bathrooms, directly above cookers or in draughty areas. If a dangerous level of carbon monoxide is detected a local alarm will sound and an alarm call will be transmitted.

Features include:

- Electrochemical Cell sensor
- 85 dB sounder, power, fault & alarm LED indicators
- Test/Hush button
- Monthly self-test & fault warning feature
- 3-5 years detector life (inc battery)
- Daily battery self-test & low battery reporting
- Complies with BS EN 50291: 2001
- **Part Number:** ZXT422



Combined Gas & Carbon Monoxide Detector

Combined Gas & Carbon Monoxide Detectors should be wall mounted above door height in all rooms that contain a fuel burning appliance. Do not fit in bathrooms, directly above cookers or in draughty areas. If a dangerous level of gas or carbon monoxide is detected a local alarm will sound and an alarm call will be transmitted.

Features include:

- Gas - Nemoto Catalytic sensor
- CO - Electrochemical Cell sensor
- 85 dB sounder, power, fault, gas & CO alarm LED indicators
- Complete with 5m mains cable and 3 pin plug
- 1 Watt power consumption
- 3-5 years detector life (inc transmitter battery)
- Daily battery self-test & low battery reporting
- **Part Number:** ZXT427



Gas Detector

Gas Detectors should be wall mounted above door height in the kitchen, living room or anywhere with a gas appliance. Do not fit in bathrooms, directly above cookers or in draughty areas. If a dangerous level of gas is detected a local alarm will sound and an alarm call will be transmitted.

Features include:

- Semiconductor sensing element
- 85 dB sounder, power & alarm LED indicators
- Complete with 5m mains cable and 3 pin plug
- 7 Watts power consumption
- 3-5 years detector life (inc transmitter battery)
- Daily battery self-test & low battery reporting
- Complies with BS 7348
- **Part Number:** ZXT423



Telecare Device Compatibility

Part No.	Device Type	Reach	Reach Plus	Advent xt	Altec Response
ZXT411	Wrist Worn Fall Detector	✓	✓	✓	✓
ZXT422	CO Detector (4-Warn & Aico)	✓	✓	✓	✓
ZXT424	Flood Detector	✓	✓	✓	✓
ZXT426	Temperature Extreme Sensor	✓	✓	✓	✓
ZXT427	Combined Gas & CO Detector	✓	✓	✓	✓
ZXT428	Flood Detector + Bracket	✓	✓	✓	✓
ZXT431	Enuresis Sensor & Plastic Bed Mat	✓	✓	✓	✓
ZXT433	Door Exit Alarm Keypad	✓	✓	✓	✓
ZXT434	Alarm Door Contact (S/A)	✓	✓	✓	✓
ZXT435	Ceiling Pull Cord	✓	✓	✓	✓
ZXT436	Panic Button	✓	✓	✓	✓
ZXT437	Deaf Smoke Alarm Kit (RNID)	✓	✓	✓	✓
ZXT438	Door Exit Contact & Keyswitch	✓	✓	✓	✓
ZXT439	Big Button Switch	✓	✓	✓	✓
ZXT440	Boxed Transmitter	✓	✓	✓	✓
E90085	Unboxed Transmitter	✓	✓	✓	✓
ZXT441	Bed Epilepsy Monitor (Sensorium)	✓	✓	✓	✓
ZXT442	Ambient Temperature Sensor	✗	✓	✓	✓
ZXT443	Bogus Caller Button	✓	✓	✓	✓
ZXT444	No Alarm Door Contact (S/A)	✗	✓	✓	✗
ZXT447	Bed Epilepsy Monitor (Emfit)	✓	✓	✓	✓
ZXT448	Chair Epilepsy Monitor (Emfit)	✓	✓	✓	✓
ZXT449	Universal Transmitter	✓	✓	✓	✓
ZXT460	Telehealth Interface	✗	✓	✓	✗
ZXT470	Door Alarm Timeclock	✓	✓	✓	✓
ZXT471	Mains Usage Monitor	✗	✓	✓	✗
ZXT472	Non-Contact Bed Monitor	✓	✓	✓	✓
ZXT473	Bed Occupancy Monitor	✓	✓	✓	✓
ZXT474	Chair Occupancy Monitor	✓	✓	✓	✓
ZXT475	PIR Movement Detector (MK)	✓	✓	✓	✗
ZXT476	Enuresis Sensor & Cotton Sheet	✓	✓	✓	✓
ZXT477	Bed Epilepsy Monitor (Companion)	✓	✓	✓	✓
ZXT478	Property Exit Sensor	✓	✓	✓	✓
ZXT479	Bed Epilepsy Monitor (Guardian)	✓	✓	✓	✓
ZXT481	Intruder Door Contact & Keyswitch	✓	✓	✓	✓
ZXT483	Heat Detector (Aico)	✓	✓	✓	✓
ZXT484	Smoke Detector (Aico)	✓	✓	✓	✓
ZXT485	Automatic Pill Dispenser (Advance)	✓	✓	✓	✓
ZXT486	Gas Detector (Honeywell)	✓	✓	✓	✓
ZXT437	Deaf Smoke Alarm Kit (Aico)	✓	✓	✓	✓
ZXT600	Touch Personal Pendant	✓	✓	✓	✓
ZXT606	Touch Attack Pendant	✓	✓	✓	✓
ZXT607	Touch Carer Pendant	✓	✓	✗	✗

Altec Response Portable Alarm Unit

The Altec Response portable alarm unit provides a cost effective solution for the local care environment. Used with the Altec range of Telecare Sensors, the portable receiver unit will alert a local Carer to a triggered Telecare device without the need for a telephone line or control centre intervention.

Part Numbers:

- ZAR100 - Altec Response Unit
- W00445 - Rubber Holder
- W00446 - Perspex Desk/Wall Holder



Features Include:

- Desktop/portable case
- Visual and audible indication of alarm
- Speech message identifies the alarm type & location
- Volume control plus mute facility
- Integral 9V PP3 rechargeable battery
- Low battery warning
- Supplied with plug-in mains charger
- Compatible with Tynetec Telecare sensors
- Typical radio range: 100 metres
- Up to 32 radio devices
- 57 device location messages (BS8521)
- Capacity for up to 12 new radio devices
- Free text field (16 chars) for new each radio device
- Simple set-up via English text display menus
- Multiple alarms can be scrolled/cleared in any order
- Alarm log for last 128 events
- Relay output with programmable activation time



“The ability to utilise movement sensors, door contacts and intelligent monitoring devices to check that the service user is going about their daily routine as expected.”

What can Intelligent Care monitor:

Activities of daily living...

The ability to utilise movement sensors, door contacts and intelligent monitoring devices to check that the service user is going about their daily routine as expected

Telehealth...

The ability to take daily vital signs readings without the need to visit a local GP practice or Hospital

Telecare...

The ability to monitor the environment and a person's wellbeing by using devices such as fall detectors, smoke detectors, bed sensors, epilepsy alarms

Alarm calls...

The ability to see when a call of need is generated to the designated responder

What is Intelligent Care?

Intelligent Care monitors the daily activity of all devices installed within a person's property whether they be Telecare, Telehealth or Daily Living devices. All information is transmitted to a web based system where an authorised user (e.g. carer, family member, friend, nurse, GP) can view all activity in a simple graph.

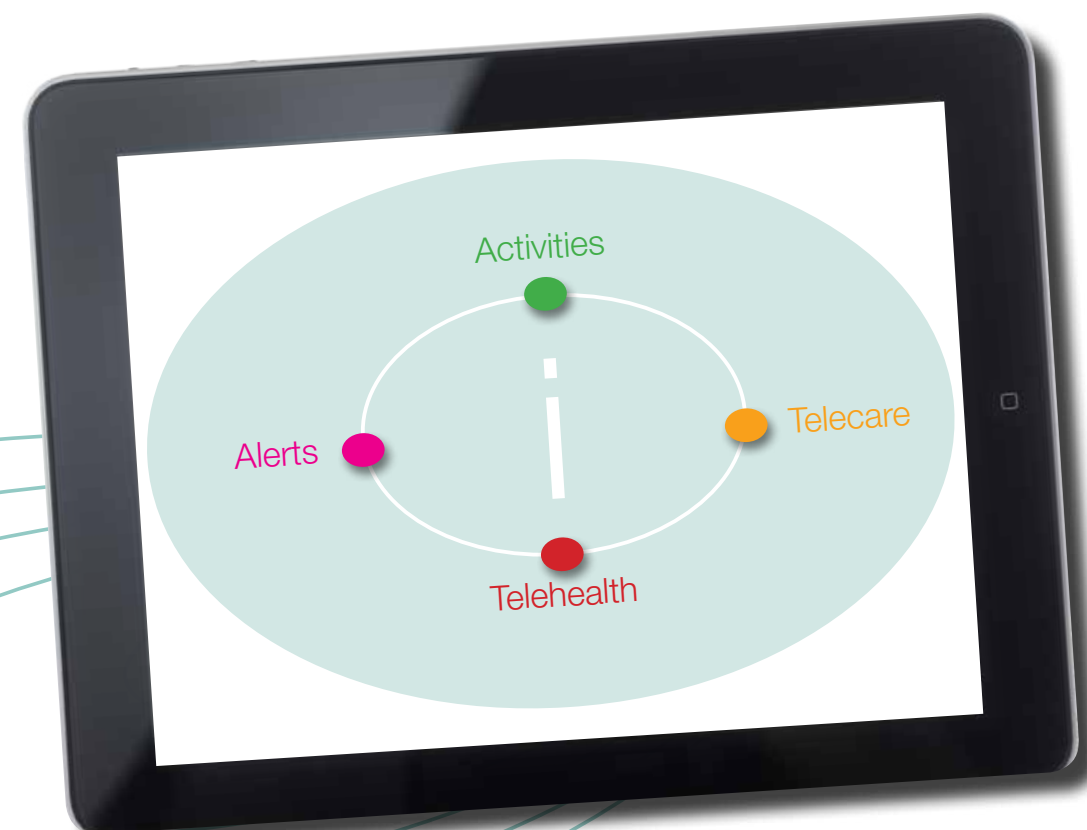
The information gives a real time view of how the person is managing. Should the information being displayed fall outside of a defined tolerance band, the system alerts the user and provides them with an opportunity to intervene by providing the necessary assistance or support.

The system works on a simple traffic light basis to alert the user to a set of parameters that may be outside of the service user's normal routine.

What equipment do I need?

In order to utilise Intelligent Care, the home environment needs to be fitted with a Reach plus GSM at-home alarm or Advent xt hard wired system.

“Intelligent Care monitors the daily activity of all devices installed within a person's property whether they be Telecare, Telehealth or Daily Living devices.”



Tynetec Roam GPS Location Service

Tynetec Roam is a GPS (Global Positioning System) based Emergency Location Service that essentially provides the ability to find and help someone who has encountered a problem or become at risk when they are out and about. They might have wandered outside of a familiar area and become lost, entered an area of risk unaware of their situation or simply become confused. In many cases fear of this happening can stop people going out by themselves either because they themselves are afraid, or because their carers and family are concerned for their safety.

Being able to provide a safety net in the form of Emergency Location can reassure both the service user and their carers. It can allow people to continue being active and independent and helps reduce the costs of providing continuous support.

The client is given a choice of location device which incorporates both a GPS receiver (like the SatNavs in cars) to determine their position and a mobile phone type device for data (in some cases data & voice) communication.

The location device connects every few minutes with our location servers via the mobile phone network. As well as its position, the location device will send information such as its speed, the level of battery charge and the strengths of the GPS and mobile phone signals.

This regular contact approach is safer than other systems which store the location data and alert logic in the location device, since the device location at the last regular contact will always be available in the server in the event of the device going out of coverage of the mobile network. (If the device is to be used in a poor signal area a UK roaming SIM is available which will connect to the network with the strongest signal in the area.)

Authorised carers can look on a web site to see the location of a device, this can be in the form of a basic map or have more detailed aerial photographs overlaid to help searchers. Maps can also be accessed by a web enabled mobile phone which can also show the location of the mobile phone relative to the user, there is also the ability to text for device location should access to the web be unavailable.



Service Options:

- A managed service where we set up devices, users, geofences etc. All the customer needs to do is call or e-mail the service centre
- A self-managed service where we train the customer to use the administrative functions of the website

Part Numbers:

GL200 GPS Device - W00871

GT300 GPS Device - W00870

Roam Annual Service Charge - W00872A

Roam Local Link with relay o/p - W00873

Roam Local Link with integral 169MHz transmitter - W00876

“Tynetec Roam is a GPS (Global Positioning System) based Emergency Location Service that essentially provides the ability to find and help someone who has encountered a problem or become at risk when they are out and about.”



Did You Know?

The Tynetec Roam service is not limited to the range you see here. We have a wider selection of devices that can provide a single comprehensive service to be centred on the needs of the individual. For further details contact a member of the Tynetec sales team.

Dementia Day Clock

What does the Day Clock do?

People with memory problems can have trouble telling whether it is day or night, or morning or afternoon, or simply need reassurance about what day it is.

The Day Clock will...

Automatically show Morning, Afternoon, Evening and Night for each day of the week, and will display the right information as soon as you plug it in.

The Day Clock has been carefully designed to help people with memory problems to make decisions about how to plan their day, so the different information is displayed as follows:

Morning:	7am to 12 noon
Afternoon:	12 noon to 5pm
Evening:	5pm to 10pm
Night:	10pm to 7am

Who is the Day Clock for?

The Dementia Day Clock is aimed at helping people living with dementia by simply and clearly displaying the time of day as morning, afternoon, evening or night. People living with dementia can lose the ability to recognise what the time is and even whether it is day or night. This can cause many challenges for them and for their primary carers. The Day Clock can significantly help people with dementia maintain their daily routine and reduce anxiety about the time of day and them missing key events.

The Day Clocks' clear and simple display of "Now it's Monday Morning" was developed by the Bath Institute of Medical Engineering who worked with Occupational Therapists and Carers to develop the concept. The aim of the Day Clock is to help people with dementia to be able to link the time of day to their daily routine.

The Day Clock has a number of features which are specific to people with dementia including tamper proof button sequencing to ensure that random pressing of the buttons does not reset the clock. The Dementia Clock will revert back to the correct date and time when switched off and then on again.

The Day Clock is clearly visible at night without being bright and it comes with corner night lighting which make the display more prominent at night and which can be turned off if not required.

The Dementia Day Clock can also be used as a digital photo frame by simply inserting a pre-loaded SD card into the frame and the frame will immediately revert to being a day clock when the SD card is removed.

"The Dementia Day Clock is aimed at helping people living with dementia by simply and clearly displaying the time of day as morning, afternoon, evening or night."

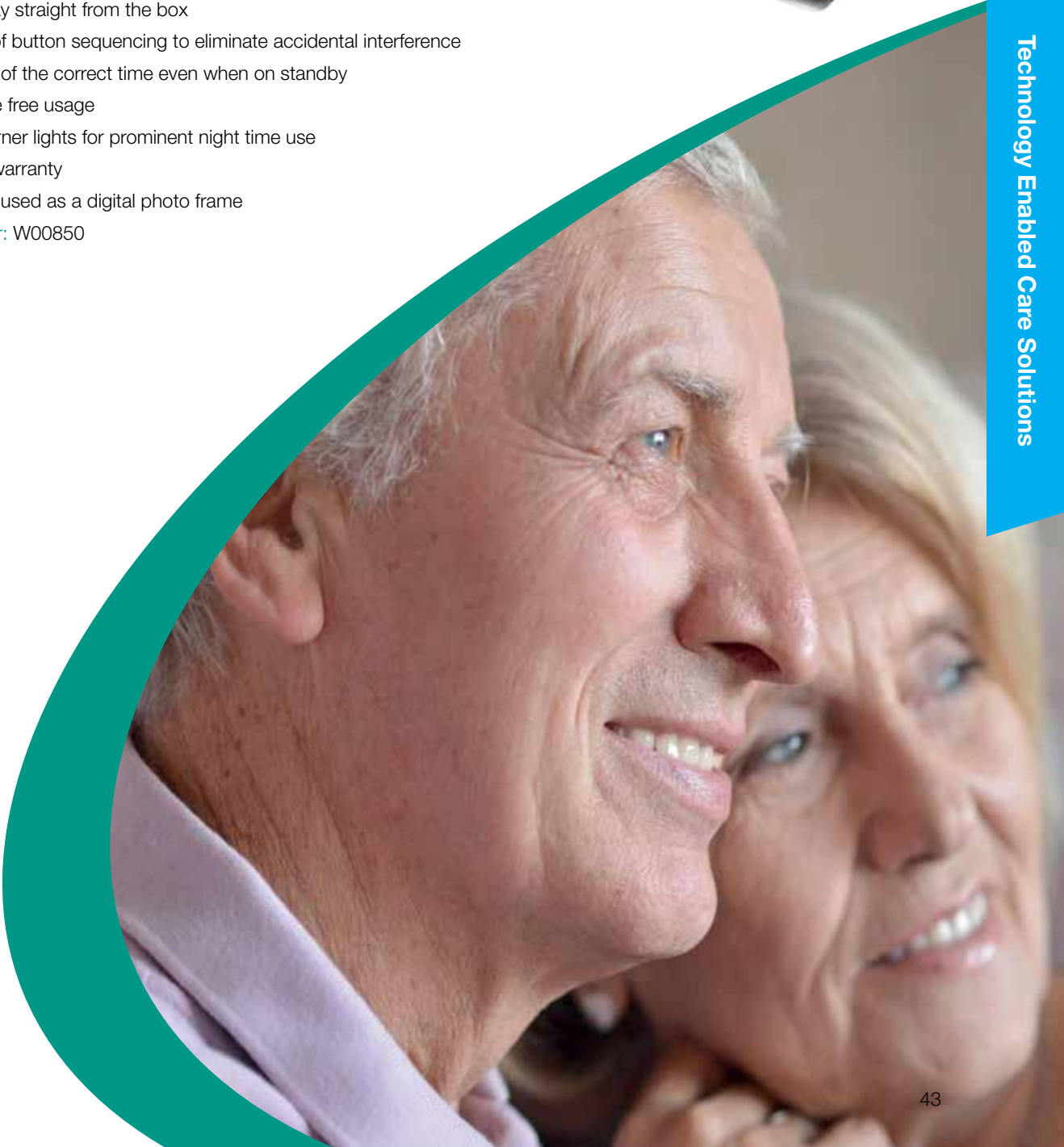


"People living with dementia can lose the ability to recognise what the time is and even whether it is day or night. The Day Clock can significantly help people with dementia maintain their daily routine and reduce anxiety about the time of day and them missing key events."



Main Features:

- Clear and simple display of time of day
- Works well at night and in the day
- Plug and Play straight from the box
- Tamper proof button sequencing to eliminate accidental interference
- Keeps track of the correct time even when on standby
- Maintenance free usage
- Optional Corner lights for prominent night time use
- 12 months warranty
- Can also be used as a digital photo frame
- Part Number: W00850



Telehealth Product Range

The Telehealth product range is compatible with the Reach Plus GSM At-Home alarm units and Advent xt warden call systems. The Telehealth data is transferred Tynetec's cloud based Intelligent Care Software. Additional Telehealth sensors may be available in the future as technology evolves. Tynetec operates a policy of continual product development and reserves the right to change the specification of equipment without notice.



Telehealth Interface inc Diabetes Monitor

The Telehealth Interface can be used with a range of industry standard sensors for measuring patient weight, blood pressure, pulse and blood oxygen level. Readings from these sensors are displayed on the interface before being transmitted to the Reach Plus GSM At Home Alarm Unit or Advent xt system. Similarly the unit can be used to enter diabetes measurements by way of the onboard keypad. Again, the information is transmitted to the Reach Plus GSM At Home Alarm Unit or Advent xt system. This data is stored in local memory with the time & date for remote download and analysis using Tynetec's Altera Care software.

Features include:

- Portable hand held case
- Easy-clean membrane keypad
- Blue LED graphic display
- Easy-to-navigate display menu's
- Sensor data is displayed & transmitted
- Battery low warning - user replaceable 9V MN1604 battery
- Dimensions: 195 x 100 x 50 mm (HxWxD)
- Weight: 530 grams
- Range: 75 metres (typical)
- Telehealth Interface Part No. ZXT460
- Compatible with the Reach Plus GSM and Advent xt systems



Precision Weight Scale

The patient's weight is displayed on the Scales and the Telehealth Interface before being transmitted and logged with the time & date in the Reach Plus GSM or Advent xt memory.

Features include:

- Manufacturer/Model: A&D UC-321P
- Very low profile easy to step-on scale
- Foot operated measurement start button
- Large LCD display
- Maximum capacity 150kg (50g resolution)
- Body Mass Index (BMI) calculation
- Target Weight setting
- User replaceable 4 x AA batteries
- Precision Weight Scale Part No. W00900
- Compatible with Tynetec Telehealth Interface



Blood Pressure Monitor

The patient's blood pressure & pulse is displayed on the Monitor and the Telehealth Interface before being transmitted and logged with the time & date in the Reach Plus GSM or Advent xt memory.

Features include:

- Manufacturer/Model: A&D UA-767PC
- Supplied with medium size upper arm cuff
- Easy one-touch measurement with large LCD display
- Automatic inflation and measurement cycle
- Systolic, Diastolic and Pulse readings
- User replaceable 4 x AA batteries
- Blood Pressure Monitor Part No. W00910
- Also require RS232 Lead Part No. W00911
- Compatible with Tynetec Telehealth Interface



Did You Know?

Tynetec's Intelligent Care is able to monitor activities of daily living as well as monitoring vital signs using Telehealth equipment

Pulse Oximeter Sensor

The patients pulse and blood oxygen level is displayed on the Telehealth Interface before being transmitted and logged with the time & date in the Reach Plus GSM or Advent xt memory.

Features include:

- Manufacturer/Model: Nonin 8000AA
- Re-useable adult Finger Clip Sensor with 1 metre Lead
- Suitable for patients over 30kg (66lbs)
- Comfortable, self-aligning grips assure proper placement
- Easy to clean for convenience and reliability
- Automatic calibration
- Pulse (bpm) and Blood Oxygen % Level (SpO2) readings
- Pulse Oximeter Part No. W00920
- Compatible with Tynetec Telehealth Interface



"The Telehealth Interface can be used with a range of industry standard sensors for measuring patient weight, blood pressure, pulse and blood oxygen level."

Accessories

The following accessories are available for installation with At-Home Alarm Units & Telecare Sensors.

Universal Transmitter Module

The Universal Transmitter Module can be fitted alongside any device with a normally open or normally closed contact to initiate a wireless alarm.

Features include:

- User selectable device type
- Triggered by momentary N/O or N/C clean contacts
- Built in door contact option
- 1-2 years battery life (typical)
- Low battery reporting
- **Part Number:** ZXT449

Gadget RC Mains Socket

Gadget mains sockets provide a means of controlling electrical appliances at the touch of a button. The Tynetec MK2 Sensor Controller can also be used to switch Gadget mains sockets on/off automatically when users get in/out of bed.

Features include:

- 5 switchers and 1 remote control
- Operating frequency: 433.92MHz
- Operating voltage: 240V 50Hz AC
- Maximum load: 13A/3120W
- Fits standard 13A UK mains socket
- Red on indicator lamp
- Compatible with Tynetec MK2 Sensor Controller
- Remote dimensions: 110mm x 40mm x 16mm (HxWxD)
- Remote weight: 42 grams
- **Part Number:** ZXT466

Air Activated Switch

The Air Activated switch can be used in wet areas such as swimming pools or Jacuzzi's. The actuator pad is connected via PVC tubing to a wall mounted switch plate.

Features include:

- Flexible PVC actuator pad with 2 metre long PVC tubing
- Free standing or fixed (mounting plate supplied)
- Actuator pad dimensions: 93mm diameter x 16mm deep
- Compatible with Reach, SayPhone, Advent xt & Altec Response
- Use with the Universal Transmitter Module for radio applications
- **Part Number:** ZCS955



GSM Base Station

A GSM Base Station can be used when an at-home alarm is installed in a remote location without a telephone line. They can also be used where there is need for a secure connection that cannot be tampered with i.e.. witness protection, domestic violence, etc.

- **Part Number:** Burnside TX-2LR GSM Base Station - W02121

Big Button Telephone

The Big Button Telephone is designed for ease of use by the elderly or infirm with many useful features including deaf aid amplification, ringer tone volume/pitch control, message waiting/call indicator lamp and one-touch memory buttons.

Features include:

- Amplify button to increase the callers voice
- Hearing aid T-position compatible
- 3 ringer tone volume settings (off/low/high)
- 3 ringer tone pitch settings (low/medium/high)
- Message waiting/call indicator lamp
- 1471 last caller button
- 1571 voice mail button
- 3 one-touch memory buttons
- 10 number quick dial memory
- Requires 2 x AAA batteries (not included)
- Compatible with Reach, SayPhone V2 and SayPhone 21



Burnside TX-2LR GSM Base Station



Big Button Telephone

Did You Know?

You can keep up to date with Tynetec using social media:

Twitter: @tynetec

Facebook: www.facebook.com/tynetec

Use our instructional videos at:
www.youtube.com/tynetecuk



Telephone Line Extension

For those who wish to fit multiple telephone adaptors into their at home alarms, Tynetec offers a telephone tail extension.

Variants:

- **Part Number:** 200mm Telephone Extension Lead ZSA270

Double Adapter

The Double Adapter can be used to connect 2 Tynetec Bed Sensors (i.e. in a double bed) or 2 Pressure Mats/Door Contacts to a single Sensor Controller.

Features include:

- Fully connected RJ45 splitter
- Simple plug-in connection
- Compatible with Tynetec Sensor Controller
- **Part Number:** P10285



ADSL Micro Filter

When the SayPhone is installed in homes with ADSL Broadband a poor quality filter can be the cause of failed dial attempts. This high quality "Tynetec Approved" micro-filter ensures that the ADSL service will run at maximum performance and telephone calls will be free from interference.

Features include:

- Built using high quality, low tolerance components
- Compatible with Reach, SayPhone V2 and SayPhone 21
- **Part Number:** W00409



Safe Call Unit

The Safe Call Unit is used to automatically disconnect any telephone extensions that appear engaged or off-hook when a SayPhone or Reach Alarm Unit needs to call out for assistance.

Features include:

- 1 Safe Call unit is required per telephone extension
- Simply plug in-line with extension telephones
- No tools or rewiring required
- Compatible with Reach, SayPhone v2 and SayPhone 21
- **Part Number:** ZSA260



Plug Wrap (visual deterrent)

For many telecare service users, especially those who have dementia or are conscious of escalating energy prices, they can be prone to switching off appliances at night to save money. For a personal alarm unit such as the Tynetec Reach, it provides a life critical connection to a monitoring centre and as such should never be unplugged from the wall. In response to our customers identifying such an issue, we developed a simple red plug wrap that could be applied to an individual's plug that visually highlights the fact that it shouldn't be switched off or unplugged.

- **Part Number:** YW9850



Telecare Range Extender

The Tynetec range extender has been designed to increase the operational range of a person's pendant or telecare device. For example, if someone wants to use their pendant in the garden, a range extender could be positioned close by and re-transmit the signal back to the alarm receiving unit.

Features:

- Integral emergency call button
- Battery backup as standard
- Wall or desk mount options
- Can be used with Tynetec Reach, Altec Response or Advent xt systems
- **Part number:** ZXT350

Note: the range extender does not support/extend speech.



Telecare Translator

For many service users, finding the right technologies to support their condition can often become problematic due to the fact that one telecare system may not provide the best solution to support all of their needs. Tynetec's Telecare Translator is designed to overcome some of these issues by allowing devices working on different frequencies to be integrated into the same system.

Supports:

- All Tynetec telecare peripherals operating on 169MHz
- Some of the most common telecare devices operating on 869MHz
- **Part number:** ZXT360

Note: for details on compatible devices please contact a member of our sales team.



Tynetec operates a policy of continual product development and reserves the right to change the specification of equipment without prior notice.

Entel Ultra

What makes the Entel Ultra system unique?

Traditionally, door entry systems are sold in either functional or digital configurations. Functional systems are designed for smaller applications where the door panel has a designated button for each dwelling within the property. Digital systems however, are usually installed in larger developments and feature a numeric keypad with display allowing for any number to be entered into the system.

Tynetec's latest Ultra system is different, providing much greater flexibility by allowing for a combination of functional or digital panels to be integrated into a single installation, with no loss of features. With a host of powerful and leading edge facilities, the Entel Ultra system offers complete flexibility when designing complex solutions.

Are you looking for a cost effective upgrade?

The Entel Ultra system has been designed to work with the majority of 4 or 5 wire traditional tone-type telephones on the market. This means that upgrading an existing system couldn't be simpler, easier or more cost effective allowing existing cabling, infrastructure and telephones to be re-used, thus saving considerable time and cost for installation.



Handset & Digital Panel

Why choose the Entel Ultra System?

- UK design & manufacture
- High quality vandal resistant door panels
- Can be used with other manufacturer's tone-call type telephone handsets
- Allows for cost effective upgrading and refurbishment to existing systems
- Space for panel mount proximity reader
- Up to 255 door panels per system
- Up to 2040 dwellings per system
- Up to 10 handsets per dwelling
- Fully line isolated
- Enhanced high quality speech
- "Anti-hog" facility
- Large bright blue LED display (optional on functional panels, standard on digital)
- Can be used with a resident's standard BT type telephone or DECT handset (interface required)

"Tynetec's latest Ultra system is different, providing much greater flexibility by allowing for a combination of functional or digital panels to be integrated into a single installation."



Standard Features:



Functional Panel with optional display



Functional Panel



Full Line Isolation

- Where a fault occurs due to vandalism of a handset or wiring, the full line isolation feature ensures that the rest of the system remains unaffected and continues to operate.

Clear Blue Display

- The system is fitted (where applicable) with a large, clear bright blue display module which provides clarity to those who are partially sighted.

Unique "Soft Close" Technology

- In order to provide residents with a much improved user experience, Entel Ultra incorporates a built in "Soft Close" feature which eliminates the noisy banging of entrance doors where mag-locks are being utilised.

Vandalism Deterrent

- In order to deter vandalism the clear blue display continues to scroll when the system is idle.

"DDA Auto-Call facility"

- Just like making a telephone call, for those who are partially sighted, the system will automatically call the flat entered without the need for pressing the call button.

Active Display

- The active display provides the user with current status of the call. It also assists your staff or engineers by providing active feedback by diagnosing problems or faults on the system as it is used.

Interoperable Handsets

- The system can be used with many tone-call type telephones making upgrades of existing installations more cost effective by simply replacing door panels and distribution nodes.

High Quality Audio

- The system has been developed using enhanced digital audio processing to provide ultimate speech clarity for users with hearing impairment.



Direct Trades Access

- Where no trade codes are programmed, a simple press of the trade button can provide access where a trade time clock has been fitted and set up.

Automatic GMT/BST

- In order to ensure that no unnecessary engineer visits are required, the Entel Ultra has been designed with an automatic GMT/BST clock.

Anti-Tailgate

- In order to reduce the risk of tailgating, the lock release time can be cut short as soon as the door is physically opened.

Fault Reporting

- The door panel display is used to communicate any faults on the system to an engineer.

Extra Sounders / Beacons

- The system allows for simple connection of additional sounders, beacons or handsets without the need for extra interfaces.

Cost Effective Service & Maintenance

- The Entel Ultra system is made up of only 2 different types of control board regardless of functional/digital configuration. This means that minimal spare parts are required to service or repair any system.

255 Door Panels

- Mix and match up to 255 digital or functional panels per system.

2040 Flats

- The system supports up to 2040 flats with up to 10 handsets per flat.

Coded Access

- The Entel Ultra allows for up to 6 coded access numbers to be programmed. 3 codes can be used for 24 hour access and 3 codes can be set up to operate during trades time periods.



System Node



Distribution Node

Telephone Handset

The system uses a single ZFT215 telephone regardless of whether it has been installed in a functional or digital configuration.

- Single button for lock release and privacy (press and hold for privacy)
- Privacy time is user selectable (16 options via DIL switch settings)
- A single bi-colour LED shows the status for door open (Green) and privacy on (Red)
- Multiple handsets can be connected per channel without the need for slave units

Functional (Step-Through) Panel

For those who need to fit a panel in a location where there's a clear lack of space or if they're looking to minimise the impact within its environment, then the Entel Ultra offers a functional step-through panel consisting of only 3 buttons and a display.

- Simply press and hold the dial button to scroll through the flat numbers (flat sequence is fully programmable)
- Press the call button to connect to the selected flat

System Programming

All door panels must be programmed onsite using a simple windows based software package. System configuration can be saved and copied across multiple panels which provides added convenience and reduced set up time.



Programming Software

Optional Extras:

DECT Interface

- For those residents who require a fully portable handset, the Entel Ultra can be fitted with a DECT interface unit. Connected in-line with their existing telecom provider's phone line, it allows them to use a cordless DECT phone for both their normal phone calls and door entry calls.

Call Divert

- Where a property has a communal lounge, it's useful for a resident to be able to divert calls to it should they leave their own flat. The Entel Ultra system can be configured to do this and show the flat number being call on a large text display.

Video Calling

- The Entel Ultra system has a built-in video drive facility enabling high quality colour video screens / telephones to be utilised via standard telephone type cabling.



Step Through Panel



Entel Ultra Video Handset

Why choose an Entel i² Door Entry System?

Don't compromise on features and benefits! For those looking for a fully featured, functional door entry system that can be installed using a 2 wire configuration, then the Entel i² is the one for you.

Featuring:

- Single entrance panel with spoken feedback
- 2 core non-polarised system wiring
- Up to 15 Handsets per system with single button operation, privacy and door open indication
- Unique single engineer setup mode (allowing audio levels to be checked by one engineer)

Programmable system configuration is done via a standard telephone handset and includes the following options:


- Time and date
- Auto BST
- Door panel key to handset assignment
- Flat numbers assigned to each handset
- Flat number spoken - enable/disable
- Call time
- Lock time
- Global privacy time
- Door audio volume level
- Tenants audio volume level
- Ring cycles
- 3 trade periods



Functional Panel



Handset



Control Unit

“For those looking for a fully featured, functional door entry system that can be installed using a 2 wire configuration, then the Entel i² is the one for you.”

Our four point Corporate & Social Responsibility Strategy

At Legrand, CSR is integrated into our business. It is based on four focal points that structure our Social Responsibility

An integrated strategy

Legrand CSR is an integral component of the Group's development strategy. It aims to give the Group the means to achieve the profitable and long-lasting growth of its business activities. Because CSR is a response to the global challenges facing it, CSR is intrinsically and fully integrated into the Group's business. It involves the whole organisation: every subsidiary and entity of the Group is a stakeholder in this CSR strategy and implements it all over the world.

Four focal points

Legrand's CSR strategy is based on four focal points: users, society, employees and environment.





*Enabling our customers to deliver
Technology Enabled Care Services
anytime and anywhere!*



With you every step of the way...
Ready when you are!

**35 Years
Of Innovation**

Ref:TYN/CT14v1

Tynetec, a business unit of Legrand Electric Ltd
Unit 10 Cowley Road, Blyth Riverside Business Park,
Blyth, Northumberland NE24 5TF,
Tel: 01670 352371 **Fax:** 01670 362 807
Email: sales@tynetec.co.uk **Web:** www.tynetec.co.uk

A Group brand | **legrand®**